

Your Single Source for Asset Identification

ENGINEERING ➡ BOM ➡ MANUFACTURING
➡ INFORMATION ➡ EXECUTION



MSC's Asset Identification Products and Services

Marking Services Canada improves and standardizes the identification of hazards and components to promote safer work environments and minimize downtime due to errors or accidents. We provide a full complement of identification products and labeling services designed to fulfill all needs for identification in nearly any environment. Through our commitment to providing value-added services, high-quality products and on-time delivery, we significantly raise the level of safety awareness, promote safe working conditions and reduce your "in-place" costs.



Marking Services Canada Ltd.

3902 81st Avenue • Leduc, Alberta Canada T9E0C3
Toll free: 844.986.8480 • Ph: 780.986.8480 • mscsales@markserv.com



Marking Services Canada Ltd.

AIM LITE MOBILE TECHNOLOGY

Your gateway to
accessing information
on demand



Marking Services Canada (MSC) offers AIM Lite technology delivering on-demand, 24/7 access to critical asset information. AIM Lite integrates asset identification with mobile technology empowering your personnel to access critical information to make good, safe decisions in the field. Information such as Mechanical Drawings, O&M manuals and operational procedures supports your team's ability to work safely and efficiently. But searching through shelves, files and binders is inefficient. Especially for new personnel that need to quickly get up to speed on the specifics of the equipment and maintenance necessities at your facility.

Until now, accessing these critical documents has been a logistical nightmare. AIM Lite technology delivers on-demand access to critical information supporting your teams ability to efficiently and safely complete their responsibilities. Ultimately delivering accurate safety, operational and maintenance information for hazard reduction, employee training and error prevention.



Access Critical Information on Demand with these Simple Steps

Whether you're already equipped with QR coded tags and signs or need new QR coded asset labeling, we can get you set up quickly without involving your IT department.

1

STEP

To get started, simply populate the AIM Lite template with asset information and associated files.

2

STEP

We'll establish the asset database and link the QR coded identification to your critical documents.

3

STEP

Once materials are installed, your team has immediate access to intelligent asset identification on their mobile device.
...On-demand, in the field, 24/7

AIM Lite Mobile Technology takes asset identification to the next level. Through the inclusion of QR coded identification, asset tags are now intelligent. Utilizing a mobile device with AIM Lite installed, your crew scans the QR code on the in-place tag to access materials pertaining to that targeted area. They are immediately taken to the asset home page to view critical operational information you have associated to that asset.

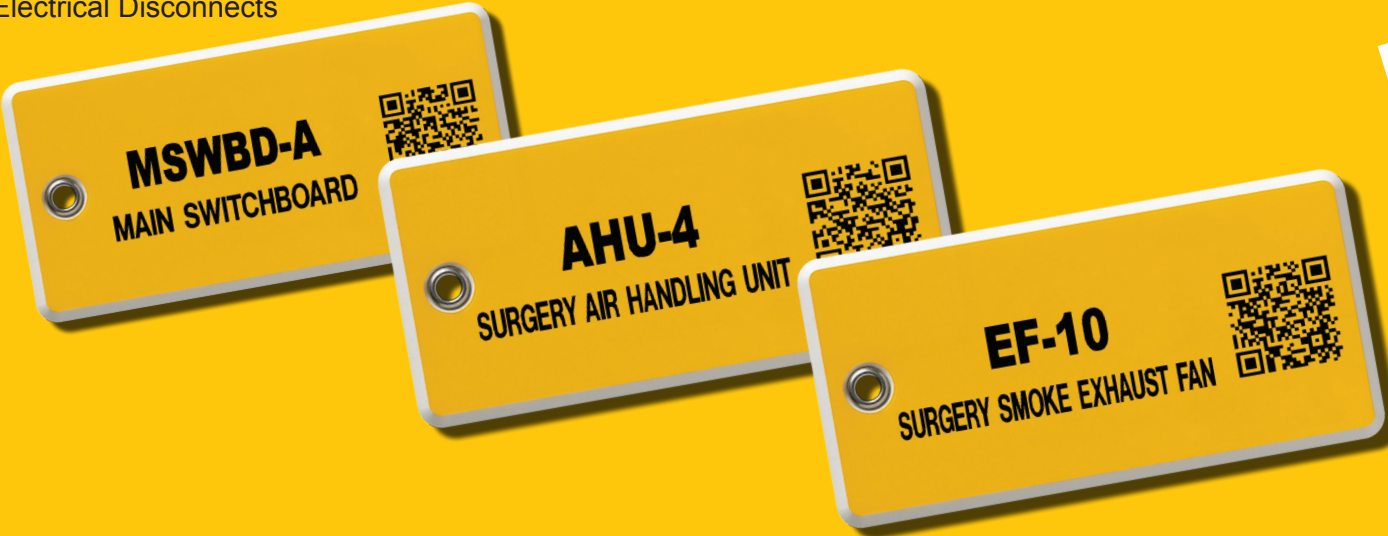
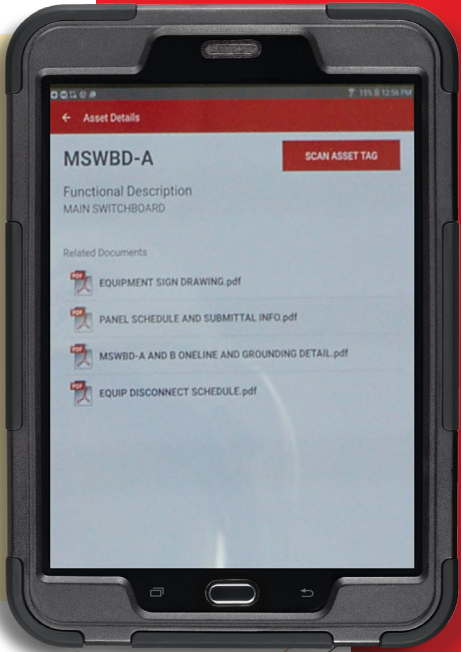
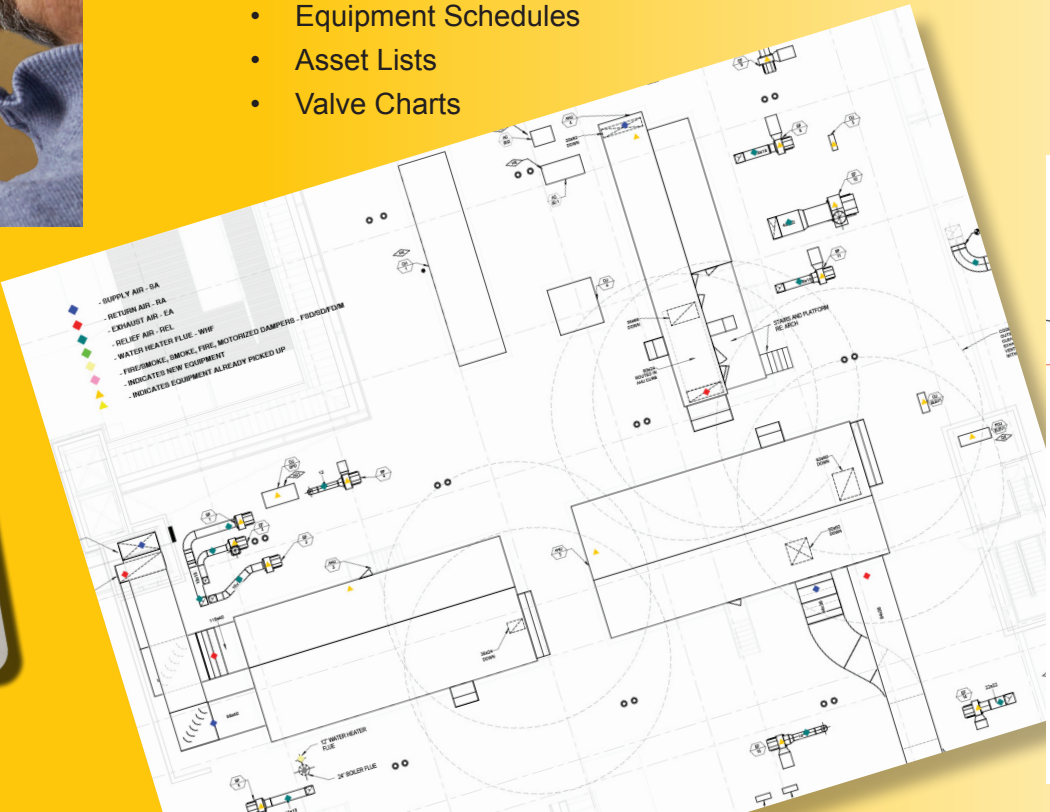
MSC creates AIM Lite ready QR coded asset identification tags and signs for locations such as:

- Equipment
- Valves
- Control Panels
- Electrical Disconnects



AIM Lite mobile technology provides access to critical documents vital to delivering accurate safety, operational and maintenance information for hazard reduction, employee training and error prevention.

- Mechanical Drawings
- O&M Manuals
- Mechanical Details
- Technical Specifications
- Maintenance Procedures
- Equipment Schedules
- Asset Lists
- Valve Charts



Installation, Operation, and Maintenance

Commercial Rooftop Air Conditioners with CV, VAV, or SZVAV Controls

SAFETY WARNING

Only qualified personnel should install and service the equipment. The installation, starting up, and servicing of heating, ventilating, and air-conditioning equipment can be hazardous and requires specific knowledge and training. Improperly installed, adjusted or altered equipment by an unqualified person could result in death or serious injury. When working on the equipment, observe all precautions in the literature and on the tags, stickers, and labels that are attached to the equipment.